

WebTA JOB AID

FOR

MEMBER



Force Readiness Command
Coast Guard Institute
March 2014

Electronic Tuition Assistance Application (WebTA) for the Member

Overview

User

The “**My Education**” Voluntary Education for the Sea Services” is the WebTA, which the Navy uses in the field. The Coast Guard (CG) has been offered to use this same e-application. The application is written for Navy personnel. This job aid is generated to assist CG members in processing the Navy WebTA application with what the CG needs and explains CG terms vice Navy terms. It allows CG members to request tuition assistance funding for specific courses that earn college credit. When a new WebTA application is submitted it will be reviewed and approved by the members Education Service Officer (ESO). Once approved by the ESO, the application will be forwarded to the CG Institute. The member will receive email notifications throughout the approval process. Each notification will state the status of the application.

This job aid gives a step-by step-instruction for the member to submit a WebTA.

The member/student is responsible for:

- Submitting the WebTA application no later than 14 days prior to the class start date (no clock hours or CEUs or non-credit courses are authorized).
- Provide the Tuition Assistance Authorization (TAA) to the school.
- Provide a grade report to the ESO after the course. If no grade is posted in WebTA for prior course(s), WebTA will not allow a new WebTA application if the grade is missing over 42 days.
- Notify the ESO of any change(s) or cancellation of course(s).
- Recommend you keep all personal TA files (i.e. TA Authorizations, proof of tuition cost & fees, etc.) for at least one year. The CG is randomly auditing students.

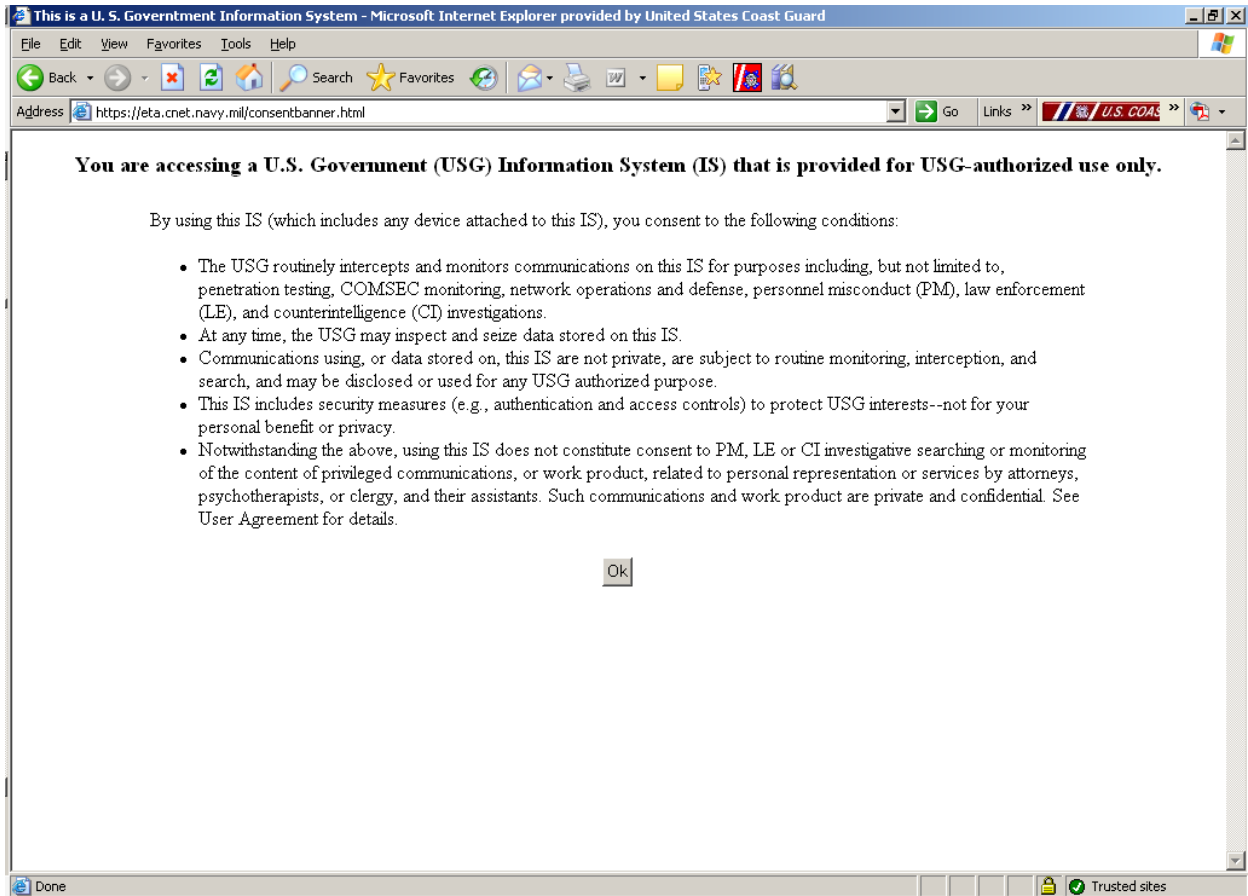
Scope

The purpose of this job aid is to identify, establish and publish a clear and standardized set of procedures for Voluntary Education for the Sea Services (WebTA).

New Application

Overview

Once your NKO account has been established, go to <https://myeducation.netc.navy.mil/consentbanner.html> (click on link) to access the **My VolEd** Voluntary Education for the Sea Services (WebTA) site.



- This is the US Government privacy and security policy.
 - Click on “Ok”
-

Continued on next page.

New Application (Continued)

Shared Authentication Service

DEERS Information

DoD EDI: Click [here](#) if you don't know your DOD EDI.

First Name:

Last Name:

Date of Birth: (yyyymmdd)

Account Management

[I forgot my CAC PIN](#)

[Download Security Certificate](#)

Support

Email: netc.helpdesk@navy.mil

Help Desk:
COMM: (850) 452-1001, Option 1
DSN: 459-1001, Option 1
Toll Free: (877) 253-7122, Option 2

Please Do Not Bookmark This Page

THIS IS AN OFFICIAL U.S. NAVY WEBSITE

Command:
NAVAL EDUCATION AND TRAINING
PROFESSIONAL DEVELOPMENT AND
TECHNOLOGY COMMAND
6490 SAUFLEY FIELD RD
PENSACOLA, FL 32509

Links:
[Please read our Privacy Policy notice](#)
[NETPDTC Website](#)
[U.S. Navy Website](#)
[U.S. Navy Recruiting Website](#)
[Freedom of Information Website](#)
[No Fear Act](#)



USG Warning and Consent
You are accessing a U.S. Government (USG) Information System (IS) that is provided for USG-authorized use only. By using this IS (which includes any device attached to this IS), you consent to the following conditions: The USG routinely intercepts and monitors communications on this IS for purposes including, but not limited to, penetration testing, COMSEC monitoring, network operations and defense, personnel misconduct (PM), law enforcement (LE), and counterintelligence (CI) investigations. At any time, the USG may inspect and seize data stored on this IS. Communications using, or data stored on, this IS are not private, are subject to routine monitoring, interception, and search, and may be disclosed or used for any USG-authorized purpose. This IS includes security measures (e.g., authentication and access controls) to protect USG interests--not for your personal

- Use your CAC card.

Continued on next page.

New Application (Continued)

The screenshot shows the 'My Education' website interface. At the top, there is a banner with the text 'My Education' and 'Voluntary Education for the Sea Services'. Below the banner, there are two main sections: a left sidebar with the Department of the Navy and Coast Guard Institute logos, and a main content area. The main content area displays a 'SIGN IN SUCCESSFUL' message, a welcome message for 'BMC SAILOR POPEYE (Navy E2)', and a list of options to continue. The option 'My Tuition Assistance (WebTA)' is highlighted with a red box.

My Education
Voluntary Education for the Sea Services

DEPARTMENT OF THE NAVY
UNITED STATES OF AMERICA

Navy College Program

DEPARTMENT OF THE COAST GUARD
UNITED STATES COAST GUARD
2798

Coast Guard Institute

SIGN IN SUCCESSFUL

Welcome, BMC SAILOR POPEYE (Navy E2).

You are now signed in.

Please select one of the following options to continue:

- **My Tuition Assistance (WebTA)**
- My Profile
- My History
- My Missing Grades
- My Transcript / Degree Shopping / SMART

Note: During the entire process of filling out the application, please be sure to review your answers before submitting each page. **The “Back” button cannot be used. If you use the “Back” button you will have to start over.** There is another chance at the end of the procedures to edit the application before the final submittal.

Note 2: Please pay attention to the specific instructions in this job aid, some of the CG member instructions are different than the instructions listed on the screen (instructions for the Navy).

- This is the **My Education** site homepage.
- To fill out a new application:
 - Click on “**My Tuition Assistance (WebTA)**”. (see red square)

Continued on next page.

New Application (Continued)

My Education
Voluntary Education for the Sea Services

You are signed in as BMC SAILOR POPEYE (Navy E2).

Tuition Assistance

Please select one of the following options to continue:

- [My Education Home](#)
- [Create TA Application](#)
- [Existing Applications](#)
- [View Application Agreement](#)
- [FY Cap Status](#)
- [My History](#)
- [Sign Out](#)

Overview

This Tuition Assistance (TA) application allows you to request funding for specific courses. Please complete all entries on the TA application as accurately as possible. Before using this system, be sure to have the following information readily available:

- The email address and phone number of your Commanding Officer or other official within your command with By Direction Authority
- Your Unit Identification Code (UIC)
- A daytime phone number where you can be reached (this may be the same as your command phone number)
- The name of the school you plan to attend
- The course number, name, and cost per credit unit of the courses you plan to take
- The amount of any applicable fees (if any)

Visit the Navy College web site at www.navycollege.navy.mil to learn more about the Tuition Assistance program.

Eligibility

Your eligibility to use this system has been verified.

- “**Eligibility**” either welcomes you as eligible or details any eligibility issues
- To create a new application:
 - Click on “**Create TA Application**”. (see red square)

Continued on next page.

New Application (Continued)



[TA Home](#) | [New Application](#) | [Existing Applications](#) | [View Application Agreement](#)
[FY Cap Status](#) | [My History](#) | [My Education](#) | [Sign Out](#)

Application Agreement Acceptance

You are signed in as BMC SAILOR POPEYE (†)

You must accept the terms of this Tuition Assistance Application Agreement prior to continuing.

Under authority of 5 USC 301 personal data is requested. Your SSN will be used for identification. This information will be included in your Education Record retained by the Navy College Office (NCO) or Marine Corps Education Services Center. It will not be divulged without your written consent to anyone other than the U.S. Government and/or school personnel involved with TA. You are not required to provide this information; however, failure to do so will result in not being considered for TA. For Navy, paper and/or electronic copies of the signed TA Application are retained at the originating NCO for three years and then shredded or burned. For Marines, copies of the signed TA Application are retained at the originating Marine Corps Education Services Center and shall transfer with the Marine to each new duty station. Copies of TA Applications and/or Authorizations for officers are maintained in their official personnel record for two years following the end of the last TA funded course. All other records are maintained in electronic format within the Navy College Management and Information System (NCMIS) indefinitely.

[print this page](#)

- This is the Application Agreement Acceptance screen.
- Read the Application Obligation carefully!
- Once the obligation is read and understood, scroll down to the bottom of the screen.

Continued on next page.

New Application (Continued)

c. Name of school
d. Term dates involved
e. Course name/number
f. TA Authorization Voucher number

NETPDTC
Mailing Address: *Commanding Officer
NETPDTC TA Accounting N8115
6490 Saufley Field Road
Pensacola, FL 32509-5241

E-Mail Address: SFLY_TA.Navy@navy.mil
Telephone: DSN 922-1001 x2 x2
Commercial 850-452-1001 x2 x2
Fax: DSN 922-1149
Commercial 850-452-1149

Tuition Assistance is available under Federal Law 10 USC 2007. By pressing the *I Accept* button on this web page, I certify I have read, understand, and will comply with all of the governing voluntary education instructions and the provisions on this form. I understand I will pay all costs over and above the amount of tuition assistance authorized.





Commissioned Officers Only: By pressing the *I Accept* button on this web page, I agree, in accordance with 10 USC 2007, to remain on active duty for two (2) continuous years after completing the course(s) on this form. This obligation runs concurrently with any remaining obligated service time. This agreement does not obligate the military service to retain me on active duty. If allowed to voluntarily resign before my two year obligation is served, I will repay the government a portion of TA expended on my behalf during my last two years of active duty in accordance with 10 USC 2005. Reimbursement of TA does not negate the obligation.


- Click on “**I Accept**”.

Note: By clicking “I Accept” you are stating you understand and agree with the Application Agreement

Continued on next page.

New Application (Continued)

Address  https://myeducation.netc.navy.mil/eta/menu/newApp.do?agreementFormSubmit=I+Accer  Go Links  Convert  Select



[TA Home](#) | [New Application](#) | [Existing Applications](#) | [View Application Agreement](#)
[FY Cap Status](#) | [My History](#) | [My Education](#) | [Sign Out](#)

Accept Default Values You are signed in a

Based on the school listed on your latest TA document, the system would like to default to **Rhodec International/Quincy, MA US**.

Is this the school offering your class at this time? If you answer *No*, then you will have to specify your school.

- If you are attending the same school as the previous time you received TA, click on “**Yes**”.
- If you are attending a different school, click on “**No**”.
- The last school you attended is located in the first sentence on this screen. (see red square)



Continued on next page.

New Application (Continued)

New Application Step 1 of 3

You are signed in as YN2 E5

Instructions

Complete this form and press the *Next* button. All form items are required unless otherwise noted in the form. Click on the  icon to select the value for a form item from a list; click on the  icon to select the value for a form item from a calendar.

Applicant Information

1. SSN (Rate/Rank & Pay Grade): *****2222 (YN2 E5)	9. GI Bill Enrollment Status: <input type="text"/>
2. Last Name: COASTIE	10. Years of Education: <input type="text"/>
3. First Name: JOE	11. Command UIC: 6210071
4. Middle Name: S	12. Command Name: COMMANDING OFFICER
5. Daytime Phone (click here for int'l numbers): commercial: (<input type="text"/>) <input type="text"/> - <input type="text"/> ext. <input type="text"/> DSN: <input type="text"/> - <input type="text"/> ext. <input type="text"/>	13. Command Address: CG INSTITUTE 5900 SW 64TH ST RM 235 OKLAHOMA CITY, OK 731696990
6. FAX (click here for int'l numbers): commercial: (<input type="text"/>) <input type="text"/> - <input type="text"/> ext. <input type="text"/> DSN: <input type="text"/> - <input type="text"/> ext. <input type="text"/>	14. Command Phone (click here for int'l numbers): commercial: (<input type="text"/>) <input type="text"/> - <input type="text"/> ext. <input type="text"/> DSN: <input type="text"/> - <input type="text"/> ext. <input type="text"/>
7. Applicant's E-mail Address: <input type="text" value="JoeCoastie@uscg.mil"/>	15. Your Assigned education office is listed. If you are located at a different duty station that does not correspond to this education office or if no education office is assigned, please select one: <input type="text" value="USCG INST/OKLAHOMA CITY, OK US"/>
8. CO or By Direction Authority's E-mail Address: <input type="text"/>	

- Verify or type in the information needed on this page.
- Please pay attention to the specific instructions on the following pages for this screen, some of the CG members instructions are different than the instructions listed on the screen.
- If any of the defaulted information on this screen is not correct:
 - Edit personal information in Direct Access (DA).
 - Contact your servicing support office (SPO) for unit information edits. (If you are executing a permanent change of station (PCS) enroute, your new duty station won't show until after your SPO processes your PCS reporting endorsement.)
 - Once information is processed in DA, you can return to this site to fill out and submit the application.

(instructions for this screen cont. on next page)

Continued on next page.

New Application (Continued)

1. SSN (Rate/Rank & Pay Grade):
*****2222 (YN2 E5)

1. **SSN** – Verify the last four of your social security number is correct.

2. Last Name:
COASTIE

2. **Last Name** – Verify your last name is correct.

3. First Name:
JOE

3. **First Name** – Verify your first name is correct.

4. Middle Name:
S

4. **Middle Name** - Verify your middle initial is correct.

Continued on next page.

New Application (Continued)

5. Daytime Phone ([click here](#) for int'l numbers):

commercial: () - ext.

DSN: - ext.

5. **Day time phone:**

- **Commercial** – Type in a number you can be reached at during the day. It does not have to be a work number.
 - **DSN** – Ignore this field, does not apply to CG members.
-

6. FAX ([click here](#) for int'l numbers):

commercial: () - ext.

DSN: - ext.

6. **FAX:**

- **Commercial** – Type in a number you can receive faxes at. It does not have to be a work fax number. **This field is optional.**
 - **DSN** – Ignore this field, does not apply to CG members.
-

7. Applicant's E-mail Address:

7. **Applicant Email Address** – Type in your work email address listed in global.

Note: personal email addresses are accepted for Reservists ONLY!

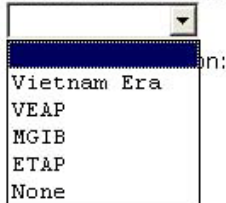
Continued on next page.

New Application (Continued)

8. CO or By Direction Authority's E-mail Address:

8. **CO or By Direction Authority's Email Address** – Type in your **ESO's** work email address that is listed in global (**NOT THE CO OF YOUR UNIT**). If there is more than one ESO at your unit, type in the ESO that will be approving this TA request. Only permanent ESO's designated to approve WebTA's will be listed in this block.
-

9. GI Bill Enrollment Status:




on:

9. **GI Bill Enrollment Status** – Use the drop down menu to select the GI Bill Enrollment Status that applies to you. If you are not using your GI Bill benefits for the course on this application, click on “None”.

Note: The only time you can use MGIB and CG TA for the same course(s) is when you are using the active duty MGIB Top-Up program. Any other use of both programs for the same course(s) is considered a duplicate payment from the Federal Treasury and is not authorized. Reservists can use REAP and CG TA for the same course(s). If you are using REAP, please see your ESO before submitting your WebTA application.

10. Years of Education:



10. **Years of Education** – Use the drop down menu to select the number of years of education you have currently completed.
- ie... when you graduated high school you completed 12 years of school, 12 + the number of years of college you've already completed = the number you will click on.
-

Continued on next page.

New Application (Continued)

11. Command UIC:
6210071

11. **Command UIC** – Verify your units OPFAC number is correct. If it's not correct, contact your ESO for guidance.

12. Command Name:
COMMANDING OFFICER

12. **Commanding Name** – Will default to “**Commanding Officer**”.

13. Command Address:
**CG INSTITUTE
5900 SW 64TH ST RM 235
OKLAHOMA CITY, OK 731696990**

13. **Command Address** – Verify your units name and address is correct.

14. Command Phone ([click here](#) for int'l numbers):

commercial: () - ext.

DSN: - ext.

14. **Command Phone:**

- **Commercial** – Type in your ESO's work phone number.
 - **DSN** – Omit this field, does not apply to CG members.
-

Continued on next page.

New Application (Continued)

15. Your Assigned education office is listed. If you are located at a different duty station that does not correspond to this education office or if no education office is assigned, please select one:

USCG INST/OKLAHOMA CITY, OK US

15. **Your Assigned education office** – Verify your unit’s city, state and country is correct.
-

Applicant Information

1. SSN (Rate/Rank & Pay Grade):
*****2222 (YN2 E5)

2. Last Name:
COASTIE

3. First Name:
JOE

4. Middle Name:
S

5. Daytime Phone ([click here](#) for int'l numbers):

commercial: (555) 555-5555 ext.

DSN: - ext.

6. FAX ([click here](#) for int'l numbers):

commercial: (555) 555-5555 ext.

DSN: - ext.

7. Applicant's E-mail Address:

Joe.J.Coastie@uscg.mil

8. CO or By Direction Authority's E-mail Address:

Joe.Coasties.E50@uscg.mil

9. GI Bill Enrollment Status:

None

10. Years of Education:

13

11. Command UIC:

6210071

12. Command Name:

COMMANDING OFFICER

13. Command Address:

CG INSTITUTE
5900 SW 64TH ST RM 235
OKLAHOMA CITY, OK 731696990

14. Command Phone ([click here](#) for int'l numbers):

commercial: (555) 555-5555 ext.

DSN: - ext.

15. Your Assigned NCO is listed. If you are located at a different duty station that does not correspond to this NCO or if no NCO is assigned, please select one:

USCG INST/OKLAHOMA CITY, OK US

Next

- Review entries.
 - Click on “Next”.
-



Continued on next page.

New Application (Continued)





New Application Step 2 of 3

You are signed in as

Instructions

Complete this form and press the *Next* button. You may press the *Previous* button to return to the previous step in the form. All form items are required unless otherwise noted in the form. Click on the  icon to select the value for a form item from a list; click on the  icon to select the value for a form item from a calendar.

Degree Planning Information

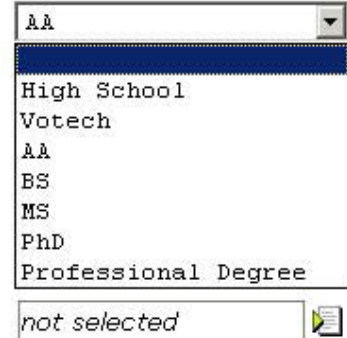
16. Immediate Academic Goal:	<input type="text" value="BS"/>
17. Do you have an Education Plan for the Goal listed above?	<input type="radio"/> Yes <input checked="" type="radio"/> No
18. Anticipated Graduation Date if within next 12 months (yyyy/mm):	<input type="text"/> 
19. If graduating within next 12 months, School Issuing Degree:	<input type="text" value="not selected"/> 
20. Have you Applied for Graduation?	<input type="radio"/> Yes <input checked="" type="radio"/> No
21. Do you have a SOCNAV agreement?	<input type="radio"/> Yes <input checked="" type="radio"/> No
22. If yes, SOCNAV:	<input type="text" value="not selected"/> 
23. Are you enrolled in a Navy College Program Distance Learning Partnership (NCPDLP)?	<input type="radio"/> Yes <input checked="" type="radio"/> No
24. If yes, NCPDLP School:	<input type="text" value="not selected"/> 

- After question #16 is answered the screen will redirect to the correct set of the questions that meets your criteria.
- Answer all questions.
- All the questions that are available and the directions on how to answer them are listed on the following pages. Only use the directions for the questions that you see on the screen. Otherwise it does not apply to you. Be sure to read all the directions for each visible question, some of the questions do not apply to CG members.

Continued on next page.

New Application (Continued)

16. Immediate Academic Goal:



The screenshot shows a dropdown menu with the following options: AA, High School, Votech, AA, BS, MS, PhD, and Professional Degree. The 'AA' option is currently selected. Below the dropdown is a text box containing the text 'not selected' and a small icon of a document with a pencil.

- Use the down arrow to select your present academic goal.

Note: do not select High School or Votech as these are not authorized. High school MAY be authorized under special conditions and with prior approval from CG-132.


17. Do you have an Education Plan for the Goal listed above?


Yes No


- Click “**Yes**” if you have contacted the CG Institute Registrars Office (RO) Dept. for a CG assessment/degree plan for your present academic goal.
 - Click “**No**” if you have not.
-


Continued on next page.

New Application (Continued)

18. Anticipated Graduation Date if within next 12 months (yyyy/mm): 

- **If you do not plan on graduating with in the next 12 months, skip this step otherwise:**
 - Type in the graduation date [use this format- (yyyy/mm)] or
 - Click on the  icon, select the month of your anticipated graduation date. (Use the arrows on each side of the word “Year” to change to a different year if needed.)
-

19. If graduating within next 12 months, School Issuing Degree: 

- **If you skipped #18, skip this step also, otherwise**
- Click on the 
- Read the directions to locate your school with the “**Assist Window**”
- Click on the school name to populate the text box.

Note: If your school is not listed contact your ESO.

20. Have you Applied for Graduation? Yes No

- **If you skipped #18 & #19, skip this step also, otherwise**
 - Answer the question as it applies to you, Click “**Yes**” or “**No**”.
-

Continued on next page.


New Application (Continued)

21. Do you have a SOCNAV agreement? Yes No

- For CG members this question refers to a SOCCOAST agreement, Click “Yes” or “No”.
-

22. If yes, SOCNAV:





- **If you clicked “No” on the previous question, skip this step.**
 - If you clicked “Yes” on the previous question:
 - Click on the 
 - Read the directions to locate your SOCCOAST school with the “Assist Window”
 - Click on the school name to populate the text box.
-

23. Are you enrolled in a Navy College Program Distance Learning Partnership (NCPDLP)? Yes No

- For CG members this question refers to the DAN TES program, Click “Yes” or “No”

24. If yes, NCPDLP School:





- For CG members this question refers to a DAN TES program,
 - **If you clicked “No” on the previous question, skip this step.**
 - If you clicked “Yes” on the previous question:
 - Click on the 
 - Read the directions to locate your DAN TES school with the “Assist Window”
 - Click on the school name to populate the text box.
-





Continued on next page.

New Application (Continued)

Instructions

Complete this form and press the *Next* button. You may press the *Previous* button to return to the previous step in the form. All form items are required unless otherwise noted in the form. Click on the  icon to select the value for a form item from a list; click on the  icon to select the value for a form item from a calendar.

Degree Planning Information

16. Immediate Academic Goal:	<input type="text" value="BS"/>
17. Do you have an Education Plan for the Goal listed above?	<input checked="" type="radio"/> Yes <input type="radio"/> No
18. Anticipated Graduation Date if within next 12 months (yyyy/mm):	<input type="text" value="2009/06"/> 
19. If graduating within next 12 months, School Issuing Degree:	<input type="text" value="Oklahoma City Community College/Oklahoma City, OK US"/> 
20. Have you Applied for Graduation?	<input checked="" type="radio"/> Yes <input type="radio"/> No
21. Do you have a SOCNAV agreement?	<input checked="" type="radio"/> Yes <input type="radio"/> No
22. If yes, SOCNAV:	<input type="text" value="Oklahoma City Community College/Oklahoma City, OK US"/> 
23. Are you enrolled in a Navy College Program Distance Learning Partnership (NCPDLP)?	<input type="radio"/> Yes <input checked="" type="radio"/> No
24. If yes, NCPDLP School:	<input type="text" value="not selected"/> 

Previous

Next



Cancel

- Review your answers.
- Click on “**Next**”

Continued on next page.



New Application (Continued)










Instructions

Complete this form and press the *Save* button. You may press the *Previous* button to return to the previous step in the form. All form items are required unless otherwise noted in the form. Click on the  icon to select the value for a form item from a list; click on the  icon to select the value for a form item from a calendar.

Course Request Information

25. School Name: 

26. Term Start - End Date (yyyy/mm/dd):  - 

	27. Course Dept & No e.g. ENG 101	28. Title	29. Foreign Lang	30. CD	31. CL	32. PIM	33. CU	34. # Credit Hours	35. Cost per Credit (\$)	36. Course Fees (\$) (optional)
a.	<input type="text"/> 	<input type="text"/>	<input type="checkbox"/>	<input type="text"/> 	<input type="text"/> 	<input type="text"/> 	<input type="text"/> 	<input type="text"/>	<input type="text"/>	<input type="text"/>
b.	<input type="text"/> 	<input type="text"/>	<input type="checkbox"/>	<input type="text"/> 	<input type="text"/> 	<input type="text"/> 	<input type="text"/> 	<input type="text"/>	<input type="text"/>	<input type="text"/>
c.	<input type="text"/> 	<input type="text"/>	<input type="checkbox"/>	<input type="text"/> 	<input type="text"/> 	<input type="text"/> 	<input type="text"/> 	<input type="text"/>	<input type="text"/>	<input type="text"/>
d.	<input type="text"/> 	<input type="text"/>	<input type="checkbox"/>	<input type="text"/> 	<input type="text"/> 	<input type="text"/> 	<input type="text"/> 	<input type="text"/>	<input type="text"/>	<input type="text"/>
e.	<input type="text"/> 	<input type="text"/>	<input type="checkbox"/>	<input type="text"/> 	<input type="text"/> 	<input type="text"/> 	<input type="text"/> 	<input type="text"/>	<input type="text"/>	<input type="text"/>

Clear Checked

Previous Save Cancel

- Read the directions and fill out questions 25-36.


(instructions for this screen cont. on next page)

Continued on next page.

New Application (Continued)

25. School Name:

Excelsior College/Albany, NY 

- This field will default to the correct school, if you are attending the same school as the previous time you received TA, and if you clicked “yes” on the screen that asked earlier “if the system can default to this school”.
 - If no school name displays or the wrong school name displays, click on the 
 - Read the directions to locate your school with the “**Assist Window**”
 - Click on the school name to populate the text box.
-


26. Term Start - End Date (yyyy/mm/dd):



- Type in the year, month and day the course begins, in the first field, and the year, month and day the course ends, in the second field.
- Use the calendar icons if needed or use the format shown above.

Note 1: All applications must be received **no later than 14 days prior to the course start date.**

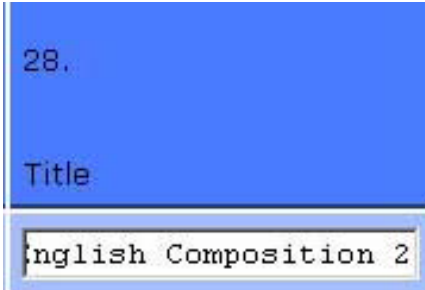
Note 2: Only list the courses you are taking that have the same start/end dates per application. (i.e. If you are taking 3 courses, 2 of them start/end on the same date, only list those 2 courses on this application, fill out a separate application for the third course since it has a different start/end dates).

27.
Course Department and Number e.g. ENG 101
a. ENGL1213 

- **27. a.** – type in the course department and number.
 - Some schools and their courses are listed in the “**Assist Window**”. That information is also found on your schedule the school gave you. **Type in the course department and number exactly how is appears on your schedule.**
-

Continued on next page.

New Application (Continued)



28.

Title

English Composition 2

- **28. a.** – type in the long title of the course (if not already populated by previous step) exactly how it appears on your schedule.
-



29.

Foreign
Lang

- **29.a.-** Check box if course is a foreign language (i.e. Spanish, French)
-



30.

CD

- **30. a.** – type in the location the course will be taken.
 - **1** – On – base
 - **2** – Off – base
 - **3** – Distance Learning (Online Course)
 - **4** – Credit-by-examination
-

Continued on next page.

New Application (Continued)

31.

CL



- **31. a.** – type in the course level.
 - **D** – Developmental Level (only applicable if college credit is received)
 - **L** – Lower Level(100-299)
 - **U** – Upper (300-499)
 - **G** – Graduate Level (500>) (Masters & Doctoral level)
 - **V** – **is not applicable for CG members.**
-

32.

PIM



- **32. a.** – type in courses Primary Instructional Mode:
 - **I** - Instructed course
 - **W** - Web based course
 - **C, P, T, V** are not authorized at this time.
-

Continued on next page.

New Application (Continued)

33.

CU



- **33. a.** – Type in the type of credit hours:
 - **S** – Semester hours
 - **Q** – Quarterly Hours
 - **C & K are not applicable for CG members.**
-

34.

Credit
Hours

- **34. a.** –Type in the number of credits hours.
-

Continued on next page.

New Application (Continued)

35.
Cost per
Credit (\$)

- **35. a.** –Type in the Cost per Credit.
-



36.
Course
Fees (\$)
(optional)

- **36. a.** –Type in the Course Fees - cost accrued from internet, lab, shop or studio fees. These are the only four types of fees authorized for CG TA.
-

Continued on next page.



New Application (Continued)





Instructions

Complete this form and press the *Save* button. You may press the *Previous* button to return to the previous step in the form. All form items are required unless otherwise noted in the form. Click on the  icon to select the value for a form item from a list; click on the  icon to select the value for a form item from a calendar.

Course Request Information

25. School Name: 

26. Term Start - End Date (yyyy/mm/dd):  - 

	27. Course Dept & No e.g. ENG 101	28. Title	29. Foreign Lang	30. CD	31. CL	32. PIM	33. CU	34. # Credit Hours	35. Cost per Credit (\$)	36. Course Fees (\$) (optional)
a.	<input type="text"/> 	<input type="text"/>	<input type="checkbox"/>	<input type="text"/> 	<input type="text"/> 	<input type="text"/> 	<input type="text"/> 	<input type="text"/>	<input type="text"/>	<input type="text"/>
b.	<input type="text"/> 	<input type="text"/>	<input type="checkbox"/>	<input type="text"/> 	<input type="text"/> 	<input type="text"/> 	<input type="text"/> 	<input type="text"/>	<input type="text"/>	<input type="text"/>
c.	<input type="text"/> 	<input type="text"/>	<input type="checkbox"/>	<input type="text"/> 	<input type="text"/> 	<input type="text"/> 	<input type="text"/> 	<input type="text"/>	<input type="text"/>	<input type="text"/>
d.	<input type="text"/> 	<input type="text"/>	<input type="checkbox"/>	<input type="text"/> 	<input type="text"/> 	<input type="text"/> 	<input type="text"/> 	<input type="text"/>	<input type="text"/>	<input type="text"/>
e.	<input type="text"/> 	<input type="text"/>	<input type="checkbox"/>	<input type="text"/> 	<input type="text"/> 	<input type="text"/> 	<input type="text"/> 	<input type="text"/>	<input type="text"/>	<input type="text"/>

Clear Checked

Previous Save Cancel

- If taking more than one course, go to row “b” to enter the second course and “c” for the third, etc.
- Row “e” – Ignore, does not apply to CG members.
- Review your entries carefully.
- Click on “**Save**”.

Remember: all courses listed must have same start/end dates, courses with different start/end dates must be submitted on a separate application.

Continued on next page.

New Application (Continued)



Warning

You are signed in as BMC SAILOR POPEYE (Navy E2).

Based on the information you provided in the application the system has generated **1** warning(s).

1. **Are you sure that the school you selected, Rhodex International/Quincy, MA US is offering the courses you selected?**

Do you still want to save this TA application?

- If the system detects any warnings, it will let you know at this time.
- Click on “**Yes**” after you acknowledge the warnings and if you want to continue the application.
- Click on “**No**” if you do not want to continue the application.

Continued on next page.

New Application (Continued)



[TA Home](#) | [New Application](#) | [Existing Applications](#) | [View Application Agreement](#)
[FY Cap Status](#) | [My History](#) | [My Education](#) | [Sign Out](#)

View Application

You are signed in as BMC SAILOR POPEYE (Navy E2).

You may perform the following Operations on this Application: [Change](#) | [Submit](#) | [Cancel](#)




Application Status History

Date	Status	E-mail Notification Sent To	Comment
2009/10/13 15:10	Under Edit		Created. Please submit to your CO or By Direction Authority for Approval.

- Scroll down to review your entire application.
- After reviewing, scroll back to the top of the page.
- If everything looks good, click on “**Submit**”. (see red square)
- You can cancel your application if needed, click on “**Cancel**”. (see red square)
- If any information needs to be changed, click on “**Change**”. (see red square)
 - This will redirect you do the beginning of the application.
 - Change your information as needed.
 - Click “**Next**” for each screen, until you get back to here, then click on “**Submit**”.

Continued on next page.

New Application (Continued)

Address  <https://myeducation.netc.navy.mil/eta/app/submitApp.do?id=132012>  Go  Links  Convert  Select



[TA Home](#) | [New Application](#) | [Existing Applications](#) | [View Application Agreement](#)
[FY Cap Status](#) | [My History](#) | [My Education](#) | [Sign Out](#)

Submit Application

You are signed in as BMC SAILOR POPEYE (Navy E2).

Are you sure you want to Submit this Application for 1 course(s) from Rhodec International/Quincy, MA US to your CO or By Direction Authority via e-mail? Once your TA application is Approved by your command, it will be automatically sent to your assigned education office for review and funding Authorization.

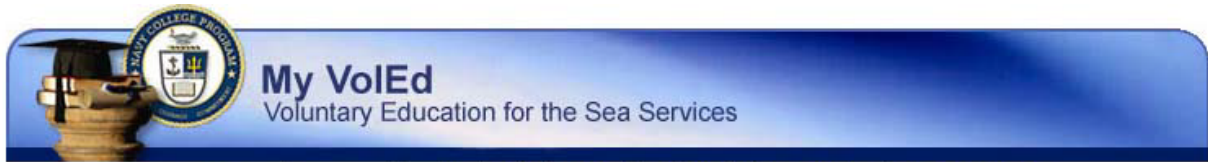
Application Status History

Date	Status	E-mail Notification Sent To	Comment
2009/10/13 15:10	Under Edit		Created. Please submit to your CO or By Direction Authority for Approval.

- Click on “**Yes**” to submit.
- If you do not want to submit the application, click on “**No**”.

Continued on next page.

New Application (Continued)



[TA Home](#) | [New Application](#) | [Existing Applications](#) | [View Application Agreement](#)
[FY Cap Status](#) | [My History](#) | [My VoEd](#) | [Sign Out](#)

View Application

You are signed in as YN2

(E5).

You may perform the following Operations on this Application: [Resubmit](#) | [Cancel](#)

This application has been submitted to your CO or By Direction Authority via e-mail.

Application Status History

Date	Status	E-mail Notification Sent To	Comment
2009/03/30 10:00	Submitted for Command Approval	[redacted]@uscg.mil	Submitted. You will be notified via e-mail upon Command Approval.
2009/03/30 09:56	Under Edit		Created. Please submit to your CO or By Direction Authority for Approval.

Applicant Information

- At this time the application is submitted to your ESO for approval.
- The application can still be canceled if needed, click on “**Cancel**”.
- Submit all school documentation to your ESO ASAP. Your ESO cannot approve your WebTA application without this documentation. Your TA request is not funded until it is approved by CG Institute at which time the TAA letter will be generated, signed and returned to the ESO and the member (if valid business type email address is in Direct Access) via Training & Academia Customer Care Tracking System (TACCTS).
- You will be notified by email upon ESO approval.
- If approved - ESO will forward application to CG Institute.
- If not approved -you will have to work with them to determine when to reapply.

View Existing Applications or Print Authorization

Shared Authentication Service

DEERS Information

DoD EDI: Click [here](#) if you don't know your DOD EDI.

First Name:

Last Name:

Date of Birth: (yyyymmdd)

Account Management

[I forgot my CAC PIN](#)

[Download Security Certificate](#)

Support

Email: netc_helpdesk@navy.mil


Help Desk:
COMM: (850) 452-1001, Option 1
DSN: 459-1001, Option 1
Toll Free: (877) 253-7122, Option 2

Please Do Not Bookmark This Page

THIS IS AN OFFICIAL U.S. NAVY WEBSITE

Command:
NAVAL EDUCATION AND TRAINING
PROFESSIONAL DEVELOPMENT AND
TECHNOLOGY COMMAND
6490 SAUFLEY FIELD RD
PENSACOLA, FL 32509

Links:
[Please read our Privacy Policy notice](#)
[NETPDTIC Website](#)
[U.S. Navy Website](#)
[U.S. Navy Recruiting Website](#)
[Freedom of Information Website](#)
[No Fear Act](#)

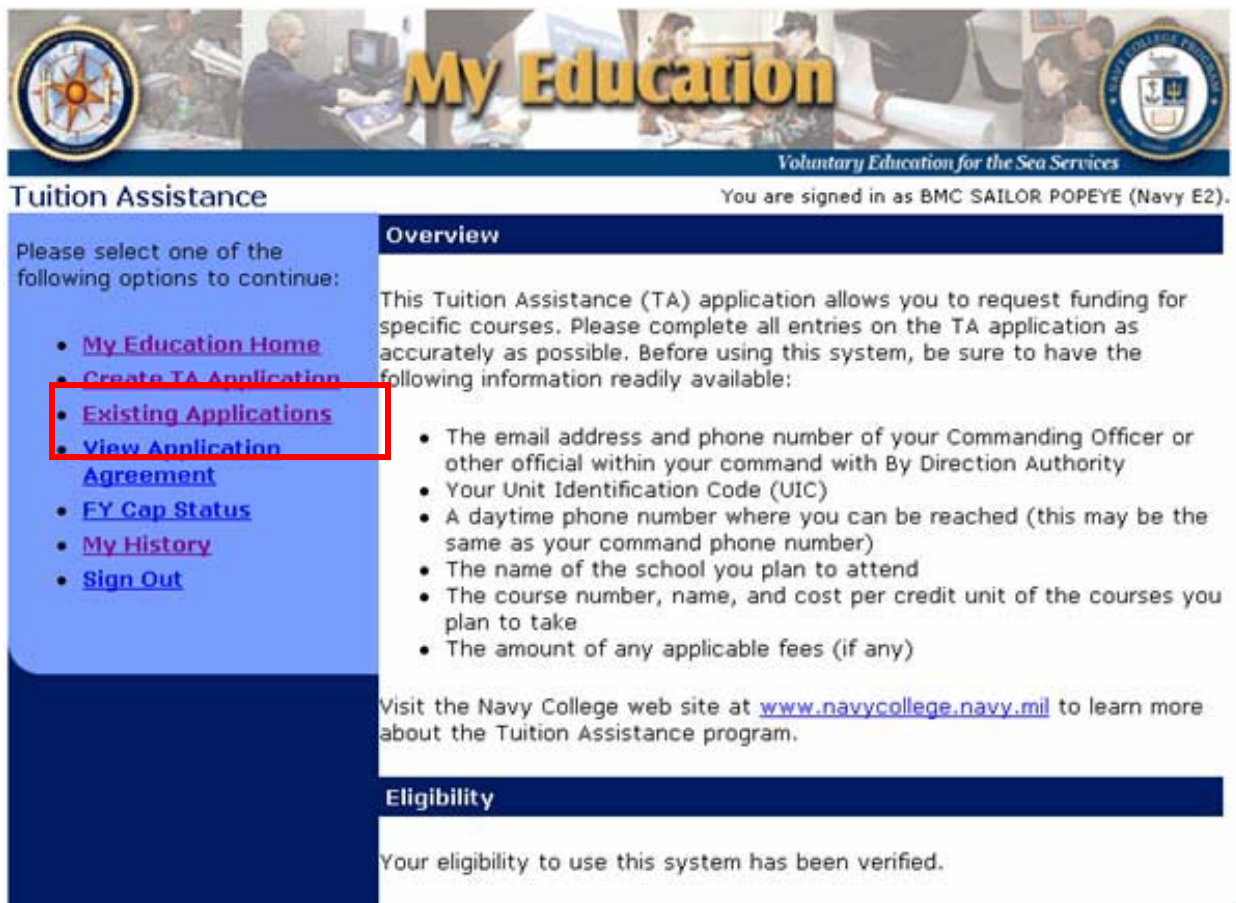


USG Warning and Consent
You are accessing a U.S. Government (USG) Information System (IS) that is provided for USG-authorized use only. By using this IS (which includes any device attached to this IS), you consent to the following conditions: The USG routinely intercepts and monitors communications on this IS for purposes including, but not limited to, penetration testing, COMSEC monitoring, network operations and defense, personnel misconduct (PM), law enforcement (LE), and counterintelligence (CI) investigations. At any time, the USG may inspect and seize data stored on this IS. Communications using, or data stored on, this IS are not private, are subject to routine monitoring, interception, and search, and may be disclosed or used for any USG-authorized purpose. This IS includes security measures (e.g., authentication and access controls) to protect USG interests--not for your personal

- Use your CAC card.

Continued on next page.

View Existing Applications or Print Authorization (Continued)



My Education
Voluntary Education for the Sea Services

You are signed in as BMC SAILOR POPEYE (Navy E2).

Tuition Assistance

Please select one of the following options to continue:

- [My Education Home](#)
- [Create TA Application](#)
- [Existing Applications](#)
- [View Application Agreement](#)
- [FY Cap Status](#)
- [My History](#)
- [Sign Out](#)

Overview

This Tuition Assistance (TA) application allows you to request funding for specific courses. Please complete all entries on the TA application as accurately as possible. Before using this system, be sure to have the following information readily available:

- The email address and phone number of your Commanding Officer or other official within your command with By Direction Authority
- Your Unit Identification Code (UIC)
- A daytime phone number where you can be reached (this may be the same as your command phone number)
- The name of the school you plan to attend
- The course number, name, and cost per credit unit of the courses you plan to take
- The amount of any applicable fees (if any)

Visit the Navy College web site at www.navycollege.navy.mil to learn more about the Tuition Assistance program.

Eligibility

Your eligibility to use this system has been verified.

- Click on “Existing Application”.

Continued on next page.

View Existing Applications or Print Authorization (Continued)

Existing TA Applications Status Description

You are signed in as ' _____

TA applications are in one of the following categories:

- **Under Edit** - This status is used for a TA Application that you are still in the process of completing. For your convenience, the system allows you to save a TA Application in this status in case you start the TA Application and then realize you need more information to complete it.
 - **Submitted for Command Approval** - When you complete a TA Application, you must submit it to your CO or command individual with By Direction Authority for approval. The TA Application is in this status between the time that you submit it and the time that your command approves or rejects it. You may not change any parts of your TA Application in this status.
 - **Command Approved** - This status is indicated after your command has approved your course(s) and your TA Application has been sent to your assigned education office for review and funding authorization. You may not change a TA Application in this status.
 - **Authorized** - This status is indicated after the TA Application has been authorized by the assigned education office. You must contact your education office if you need to make changes to the authorized TA Voucher.
 - **Not Authorized** - This status is indicated if your assigned education office was not able to process your request. Contact your education office for details. Your TA Application will remain in an accessible status for 10 days after the education office has determined your TA cannot be authorized at the time it was presented to them.
 - **Canceled** - This status is indicated when a TA Application has been retracted. You may cancel a TA Application if it is in one of the first three categories: Under Edit, Submitted for Command Approval, or
-
- Scroll down.

Continued on next page.

View Existing Applications or Print Authorization (Continued)

between the time that you submit it and the time that your command approves or rejects it. You may not change any parts of your TA Application in this status.

- **Command Approved** - This status is indicated after your command has approved your course(s) and your TA Application has been sent to your Navy College Office (NCO) for review and funding authorization. You may not change a TA Application in this status.
- **Authorized** - This status is indicated after the TA Application has been authorized by the Navy College Office. You must contact your Navy College Office if you need to make changes to the authorized TA Voucher.
- **Not Authorized** - This status is indicated if your Navy College Office (NCO) was not able to process your request. Contact your NCO for details. Your TA Application will remain in an accessible status for 10 days after the NCO has determined your TA cannot be authorized at the time it was presented to them.
- **Canceled** - This status is indicated when a TA Application has been retracted. You may cancel a TA Application if it is in one of the first three categories: Under Edit, Submitted for Command Approval, or Command Approved. If you need to cancel your TA Application or TA Authorization after it has been Authorized or Not Authorized, you must contact your Navy College Office.

	Creation Date	Last Update Date	School	Start Date	End Date	Status
View	2008/06/02 12:53	2008/06/02 12:53	Oklahoma City Community College/Oklahoma City, OK US	2008/01/02	2008/02/05	Submitted for Command Approval
View	2008/05/30 11:17	2008/05/30 13:45	Oklahoma City Community College/Oklahoma City, OK US	2008/08/26	2008/12/01	Authorized

This is an official U.S. Navy web site.
Web Tuition Assistance Application version 0.4 / build 20080324

- The status is located in the last column. (See red square).
- To view the entire application or the comments, click on “**View**”. (see red circle)

Continued on next page.

View Existing Applications or Print Authorization (Continued)

You may perform the following Operations on this Application: none (Operations are not permitted on Canceled or Authorized or Not Authorized Applications.)

[Print Document](#)

Application Status History

Date	Status	E-mail Notification Sent To	Comment
2009/11/03 01:26	Authorized		Your application for tuition assistance has been approved.
2009/10/19 14:28	Command Approved	charles.giorlando@navy.mil	Approved by SGT PEP PER and forwarded to NCO SIGONELLA SICILY with comments.

Applicant Information

- View the entire history of the application or
 - If an application has been approved, click on **“Print Document”** to print the signed authorization to provide to the school.
 - You should also receive a system generated email notification once your application is approved.
-

FY Cap Status

Tuition Assistance You are signed in as BMC SAILOR POPEYE (Navy E2).

Please select one of the following options to continue:

- [My Education Home](#)
- [Create TA Application](#)
- [Existing Applications](#)
- [View Application Agreement](#)
- **[FY Cap Status](#)**
- [My History](#)
- [Sign Out](#)

Overview

This Tuition Assistance (TA) application allows you to request funding for specific courses. Please complete all entries on the TA application as accurately as possible. Before using this system, be sure to have the following information readily available:

- The email address and phone number of your Commanding Officer or other official within your command with By Direction Authority
- Your Unit Identification Code (UIC)
- A daytime phone number where you can be reached (this may be the same as your command phone number)
- The name of the school you plan to attend
- The course number, name, and cost per credit unit of the courses you plan to take
- The amount of any applicable fees (if any)

Visit the Navy College web site at www.navycollege.navy.mil to learn more about the Tuition Assistance program.

Eligibility

Your eligibility to use this system has been verified.

Your FY 2010 Cap Status

- To view your TA Cap status for the current fiscal year:
 - Click on “**FY Cap Status**”.

Continued on next page.

FY Cap Status (Continued)

FY Cap Status

You are signed in as YN2

(E5).

A quota warning is only advisory. A final determination of your quota status will be made when your TA application is processed at an appropriate education office. This table shows your current fiscal year TA funding quota usage. Both TA funding used and DANTES funding used count towards your TA funding quota. The academic goal shown here is the highest academic goal found in your existing TA documents.

The quota usage shown here does not include any TA applications that you have entered via this system but that have not yet been processed by the education office.

Your FY 2009 Cap Status for Academic Goal: BS	
TA Funding Quota (\$):	4,500.00
TA Funding Used (\$):	0.00
DANTES Funding Used (\$):	0.00
TA Funding Quota Remaining (\$):	4,500.00

[Privacy Act Statement](#)

This is an official U.S. Navy web site.

My VolEd version 1.0 / build 20090206

- The amount shown does not include applications that have not been authorized by the CG Institute yet.

View History

My Education
Voluntary Education for the Sea Services

Tuition Assistance You are signed in as BMC SAILOR POPEYE (Navy E2).

Please select one of the following options to continue:

- [My Education Home](#)
- [Create TA Application](#)
- [Existing Applications](#)
- [View Application Agreement](#)
- [FY Cap Status](#)
- [My History](#)
- [Sign Out](#)

Overview

This Tuition Assistance (TA) application allows you to request funding for specific courses. Please complete all entries on the TA application as accurately as possible. Before using this system, be sure to have the following information readily available:

- The email address and phone number of your Commanding Officer or other official within your command with By Direction Authority
- Your Unit Identification Code (UIC)
- A daytime phone number where you can be reached (this may be the same as your command phone number)
- The name of the school you plan to attend
- The course number, name, and cost per credit unit of the courses you plan to take
- The amount of any applicable fees (if any)

Visit the Navy College web site at www.navycollege.navy.mil to learn more about the Tuition Assistance program.

Eligibility

Your eligibility to use this system has been verified.

- To view the history of courses that you have applied CG Tuition Assistance to:
 - Click on “**View History**”.

Continued on next page.

View History (Continued)

My History You are signed in as YN2 (E5).

Course History

Course	Title	Prog	Lvl	Hrs	Grd	Start Dt	Comp Dt	School
MAT113	COLLEGE MATH	TA	L	3.0	A	2006-03-06	2006-06-30	Excelsior College
CJ110	INTRO TO LAW ENFORCE	TA	L	3.0	D	2006-03-06	2006-06-30	Excelsior College
HIS233	SPORTS IN HISTORY	TA	L	3.0	F	2004-11-01	2005-02-25	Excelsior College

- Use the scroll bar (see red circle) to view the entire history of courses.